
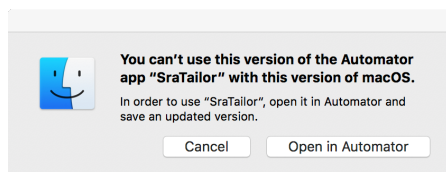


## How to run SraTailor on macOS Sierra

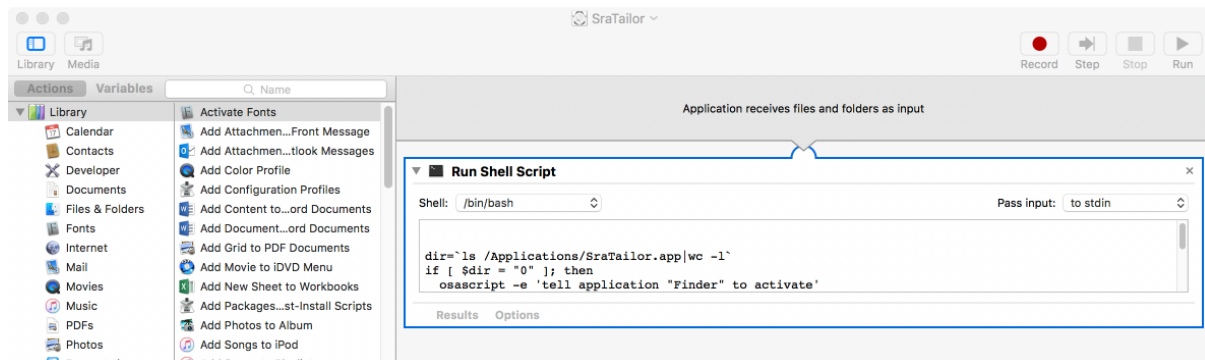


The macOS Sierra cannot open the apps that has not been downloaded from App Store, by which you should have an error to run SraTailor.app.

1. Launch SraTailor.app.
2. An error message will be shown. Click 'Open in Automator'.



3. Automator.app will be launched, and save the file without editing (Automator > File > Save).



4. Quit Automator.app (Automator > Quit Automator). If Automator.app won't quit, you may force-quit it.

5. To recover SraTailor icon, execute following command on Terminal.app:  
`curl http://devbio.med.kyushu-u.ac.jp/SraTailor/update4sierra.sh | sh`

Now, you will be able to use SraTailor in the same manner as before.  
 If you have any troubles, feel free to ask us by email:

Shinya Oki  
 soki [at] dev.med.kyushu-u.ac.jp